

Child's name: _____



Lower KG

Let's make them independent:

- Ask their help around the house
- Make bed
- Take clothes to laundry area
- Pick up toys
- Dust furniture
- Feed pets
- Match socks
- Set table
- Clean place after meals
- Pick up shoes and put them in rack.

Language Development:

Learning a language becomes easy, when we adapt and adopt it. For that using it in day to day life is important. So, let's converse in English. Start with using these small sentences and encourage the child to speak in English. Like-

- How are you? I'm fine/good. Thank you. •May I wash my hands?
- Mamma, I am thirsty.Please give me water. [Fetch me a glass of water].
- Mamma, I am hungry. Give me something to eat.
- May I go to toilet?
- May I go to drink water?
- Excuse me.
- May I come in?
- Please, open/close my tiffin/bottle.
- I have finished my work/food.

Self-Introduction

Knowing about one self is the most important thing at this tender age of learning!

To further build the confidence amongst children, let's start by teaching them how to introduce themselves. So make your child learn the following:

1. My name is.....
2. I am a girl/boy.
3. Name of my school is Junior DPS.
- 4.I Study in LKG class.
5. I live in Gaya.










Name of the Books	Page no
अक्षर ज्ञान अभ्यास पुस्तिका	16,17,18,19
Fun With Letters Workbook	7,8,9,10,11,12
My Number Skills Workbook	8,10
The Creative Corner	8,9,10,11,16,17,22,23
World Around Us	17,19,20,21,22,23,24

Vocabulary enrichment:

Good morning	Good afternoon	Thank you	Please
Elbow	Wrist	Toe	Stomach
What	Who	Crow	Triangle
Myself	Favorite	Age	Neighborhood

Child's name: _____

Heads or Tails

1	 <p>Arm Circles x10</p>	 <p>Jumping Jacks x10</p>
2	 <p>Squats x10</p>	 <p>Side Twists x10</p>
3	 <p>Hop on 1 Foot x10</p>	 <p>Lunges x10</p>
4	 <p>March x10</p>	 <p>Toe Touches x10</p>
5	 <p>Run in Place x10</p>	 <p>Sit Ups x10</p>

Child's name: _____




10 6 8



7 8 9



6 7 5




8 7 9



6 9 8


Count the number of objects and circle the correct number

Child's name: _____




Trace the lines

Child's name: _____



Trace the lines

Child's name: _____



Colour the pictures that matches the beginning sound in each row

Child's name: _____

What are the people using in the pictures?




What are the people using in the pictures?



How do the dogs feel in the pictures?



How do the cats feel in the pictures?




Child's name: _____



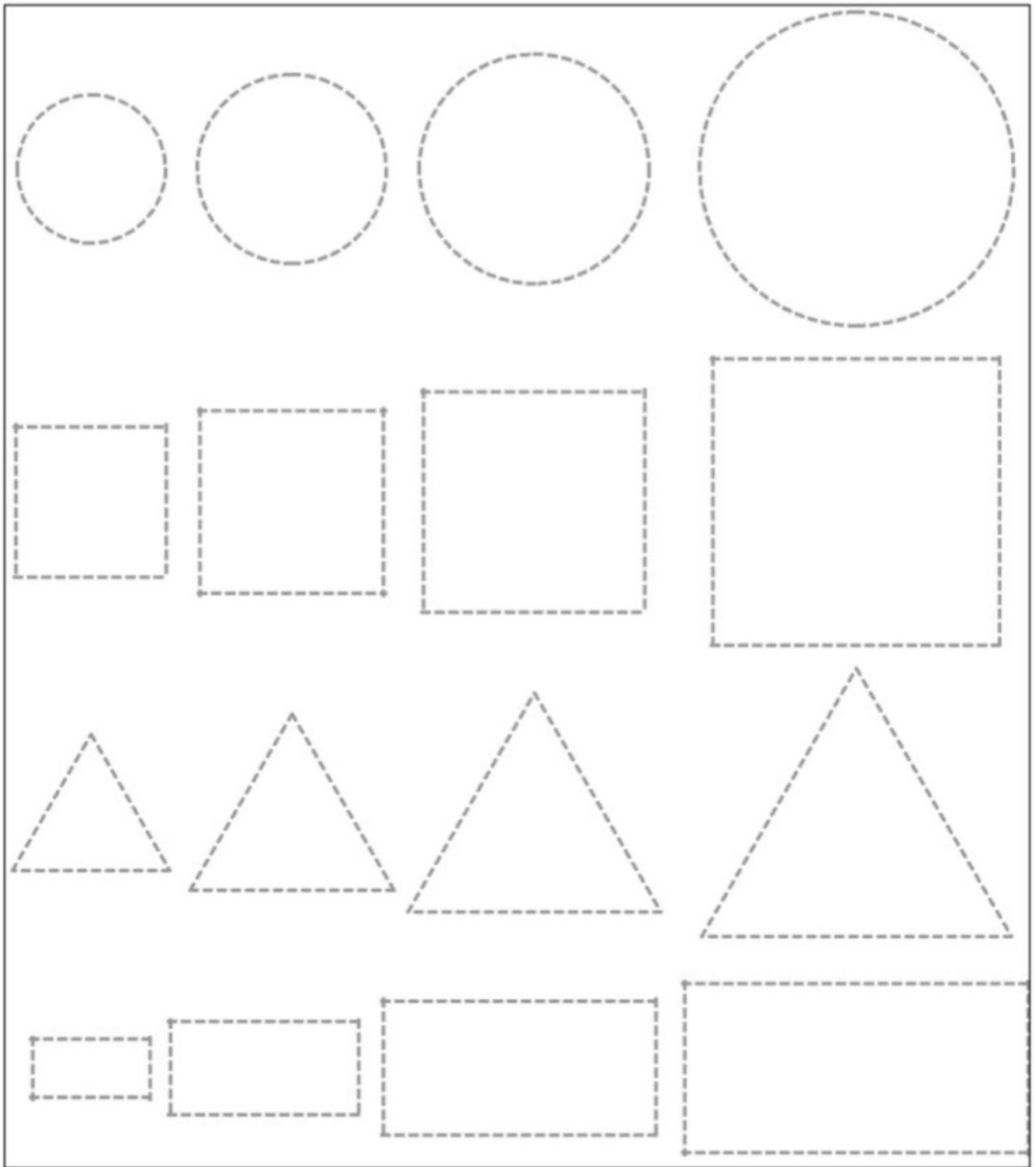
Join dots 1 to 20 to complete the picture and color.

Child's name: _____



Join dots A to Z to complete the picture and color.


Child's name: _____



Trace the shapes and color them.

Child's name: _____

Color by Number



1 = Green

2 = Orange

3 = Brown

4 = Blue

5 = Purple

6 = Yellow

Child's name: _____

Craft Fun:



Using different colour paper cut outs create a book about "My Favourite Things". You can paste pictures, draw and colour or paste the wrappers.(image is for reference)



Use empty tins, curd box, bottles etc. and run your imagination and make a pen stand. (above images are examples)